

7010 Morris Rd, Spotsylvania Courthouse, VA

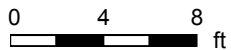
Main Building: Total Exterior Area Above Grade 2437 sq ft



Main Floor
Exterior Area 1011 sq ft

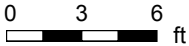


2nd Floor
Exterior Area 1426 sq ft



7010 Morris Rd, Spotsylvania Courthouse, VA

Main Floor Total Exterior Area 1011 sq ft
Total Interior Area 933 sq ft



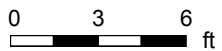
PREPARED: Nov, 2019



White regions are excluded from total floor area. All room dimensions and floor areas must be considered approximate and are subject to independent verification. For method of measurement please see <https://youriguide.com/measure/>.

7010 Morris Rd, Spotsylvania Courthouse, VA

2nd Floor Total Exterior Area 1426 sq ft
Total Interior Area 1344 sq ft



PREPARED: Nov, 2019



White regions are excluded from total floor area. All room dimensions and floor areas must be considered approximate and are subject to independent verification. For method of measurement please see <https://youriguide.com/measure/>.

7010 Morris Rd, Spotsylvania Courthouse, VA

Property Details

Room Measurements

Only major rooms are listed. Some listed rooms may be excluded from total interior floor area (e.g. garage). Room dimensions are largest length and width; parts of room may be smaller. Room area is not always equal to product of length and width.

Main Building

MAIN FLOOR

Bath: 7'10" x 3'

Dining: 10' x 8'5"

Garage: 20' x 19'3"

Kitchen: 15'11" x 19'9"

Living: 15'11" x 18'7"

2ND FLOOR

Bath: 4'11" x 9'4"

Bath: 10'2" x 11'6"

Bedroom: 12' x 16'10"

Bedroom: 15' x 11'5"

Bedroom: 12'2" x 13'1"

Laundry: 5'5" x 8'1"

Master: 21' x 12'11"

Floor Area Information

For explanation of floor area calculations and method of measurement please see <https://youriguide.com/measure/>. All displayed floor areas are rounded to nearest integer. Total area is computed before rounding and may not equal to sum of displayed floor areas.

Main Building

MAIN FLOOR

Interior Area: 933 sq ft

Perimeter Wall Length: 145 ft

Perimeter Wall Thickness: 6.5 in

Exterior Area: 1011 sq ft

2ND FLOOR

Interior Area: 1344 sq ft

Perimeter Wall Length: 152 ft

Perimeter Wall Thickness: 6.5 in

Exterior Area: 1426 sq ft

Total Above Grade Floor Area

Main Building Interior: 2276 sq ft

Main Building Exterior: 2437 sq ft